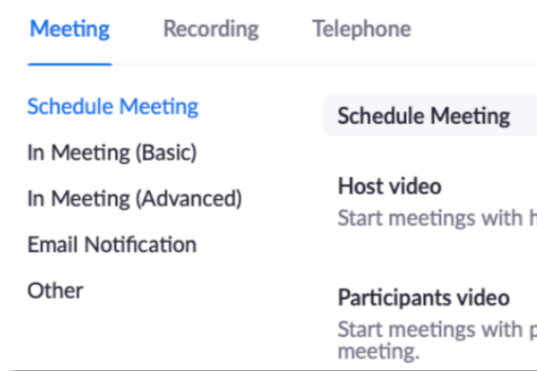
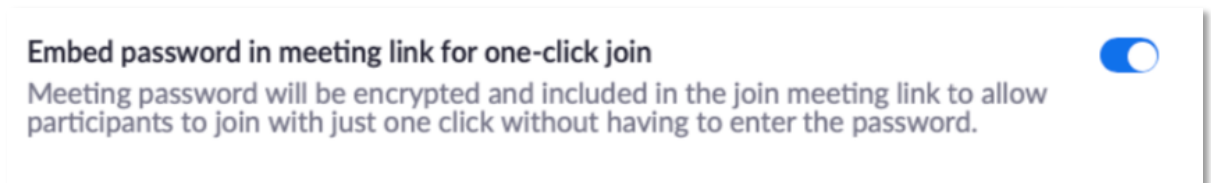


ZOOM EMBEDDED PASSWORD SET-UP

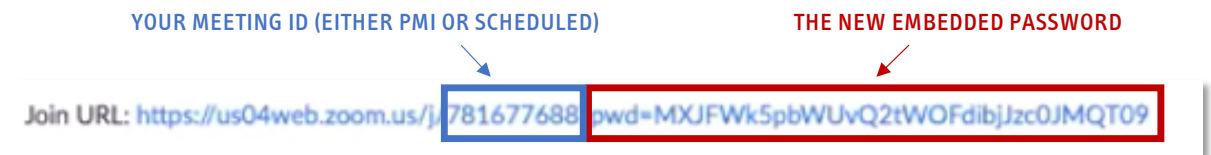
TO PREVENT STRANGERS FROM GUESSING MEETING IDS AND JOINING CALLS UNINVITED ZOOM ADMINISTRATORS HAVE FORCED ALL ZOOM USERS TO HAVE A PASSWORD FOR THEIR MEETINGS FROM 5TH APRIL. THIS SHORT DOCUMENT IS TO SHOW HOW TO EMBED YOUR PASSWORD INTO THE URL LINK SO THAT PEOPLE WHO HAVE ACCESS TO THE LINK CAN EASILY JOIN.



1 HEAD TO “SETTINGS” MENU ON ZOOM.US.
CLICK ON THE “SCHEDULE MEETING” SECTION.



2 TURN “ON” THE “EMBED PASSWORD” OPTION.



3 COPY AND PASTE THE NEW URL LINK TO
CORNERSTONE ADMIN AND YOUR GROUPS.